

ANCCG Quarterly Noise Report

Monitoring period:
August 2024 – October 2024

Meeting: 9 December 2024

MARSHALL DAY
Acoustics 

NB: See *ANCCG Quarterly Noise Report (Supplementary Information)* for further information.
For a compliance assessment please see the latest *Annual Noise Management Report*.
This quarterly report provides information to help inform the ANCCG and broader public.

Aircraft movements

- 415 daily operations (359 day / 56 night)
- 74% RW23 / 26% RW05
- Traffic is down 12% for the same quarter in 2019 (pre-pandemic), and down 1% for the same quarter last year

No. Aircraft Operations

16000
14000
12000
10000
8000
6000
4000
2000
0

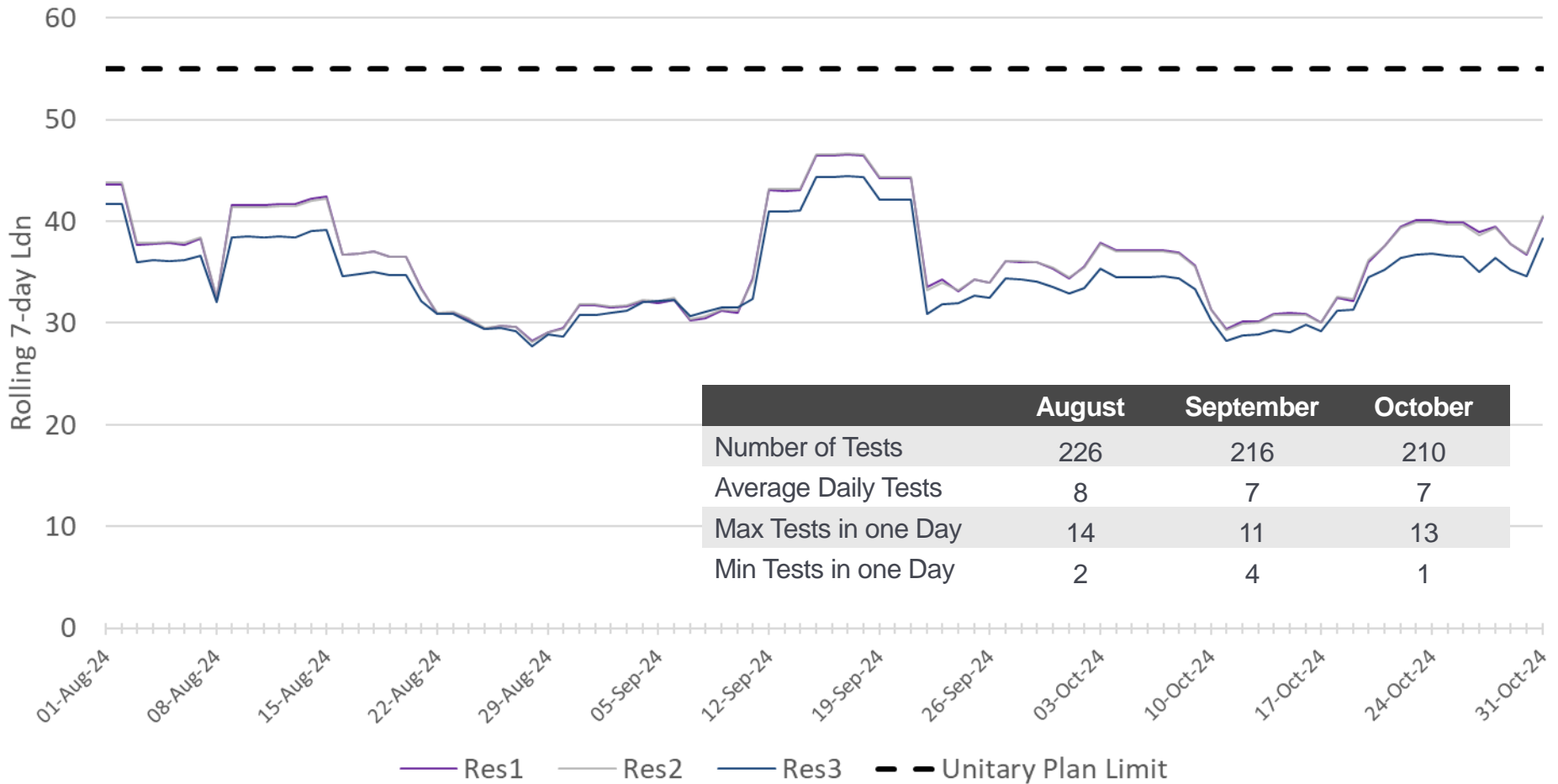
Feb-00 Feb-01 Feb-02 Feb-03 Feb-04 Feb-05 Feb-06 Feb-07 Feb-08 Feb-09 Feb-10 Feb-11 Feb-12 Feb-13 Feb-14 Feb-15 Feb-16 Feb-17 Feb-18 Feb-19 Feb-20 Feb-21 Feb-22 Feb-23 Feb-24

— No. Aircraft Operations

— 12 Month Rolling Average

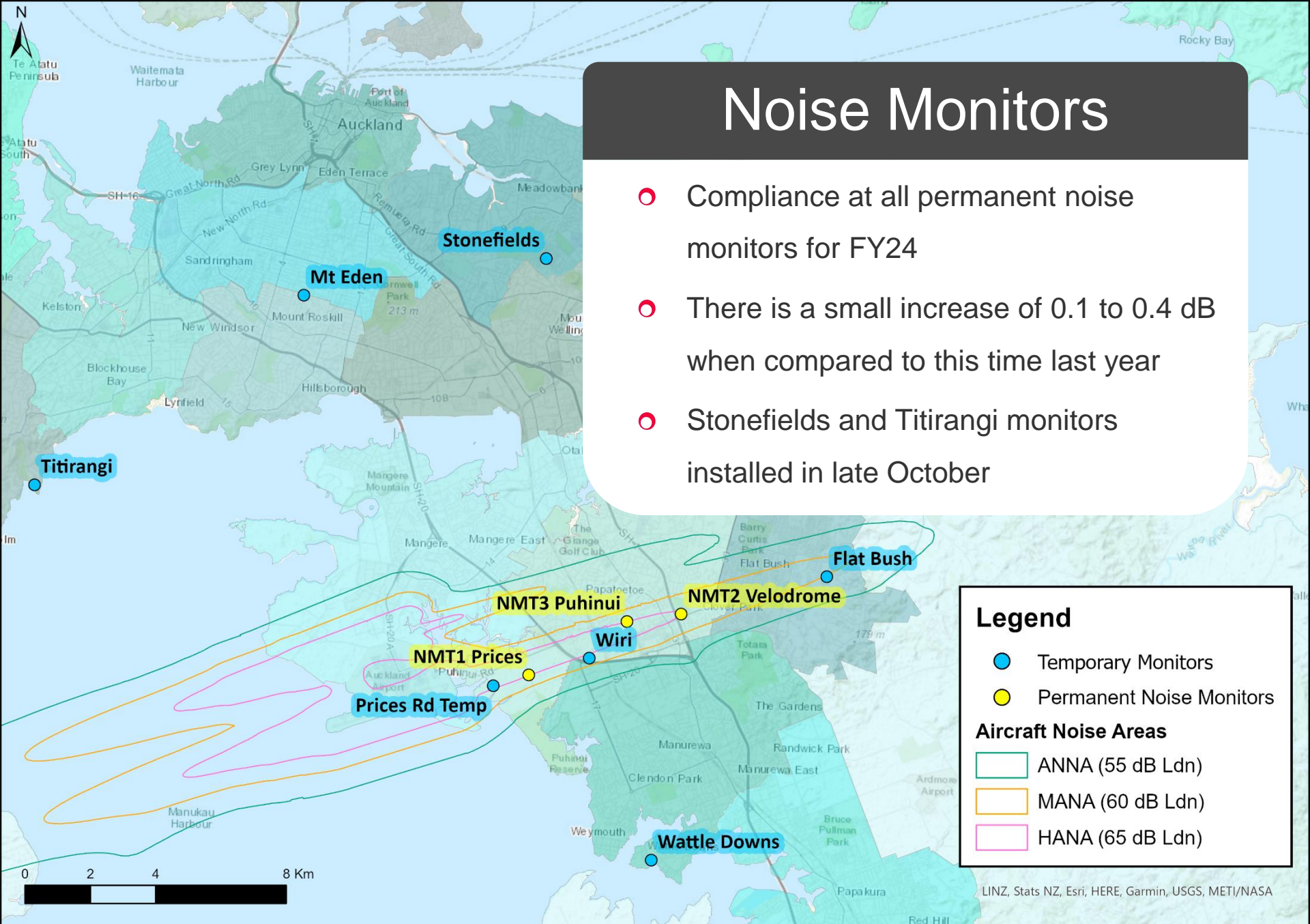
Aircraft Engine Testing

- Engine testing noise complied with designation



Noise Monitors

- Compliance at all permanent noise monitors for FY24
- There is a small increase of 0.1 to 0.4 dB when compared to this time last year
- Stonefields and Titirangi monitors installed in late October



Legend


- Temporary Monitors
- Permanent Noise Monitors

Aircraft Noise Areas

- ANNA (55 dB Ldn)
- MANA (60 dB Ldn)
- HANA (65 dB Ldn)

Noise complaints

- 11 complainants
- 51 complaints in total
- 30 out of 51 complaints from a historic complainant in Remuera



Legend

Aircraft Noise Areas

- ANNA (55 dB Ldn)
- MANA (60 dB Ldn)
- HANA (65 dB Ldn)

Location of Complainants

- New Complainants
- Existing Complainants